




CERAMIC PLATES

Ceramic plates are a very high quality alternative to polymer and steel plates, where:

- **very high quantities** are printed
- a **very high life time** of the plate is requested
- only **the lowest possible abrasion** of the plate can be accepted

The main fields of application of ceramic plates are the clock and watch industry, the pharmaceutical industry as well as the medical technology. But the use of ceramic plates is possible also in all other industries.



The laser engraving enables, beside of the well-known etching depths of polymer and steel plates, fundamentally profounder etching depths. This makes possible to use pad printing also in other fields. With an engraving depth of for example 0.040 to 0.050 mm, it is possible to transfer other media as e.g. glue or media with large sized pigments.

Ceramic plates are subject to an extremely low abrasion. Therefore the ink is not contaminated by abraded parts. Additionally, the plate has a very high lifetime, which accommodates to the printing of important quantities. The storage of ceramic plates is possible without any problems. Contrary to steel plates, there is no danger of rust and an oiling does not apply as well.

Ceramic plates Lapped on one side	
Article-number	Size in mm
H06 060 060	60 x 60 x 6
H06 060 100	60 x 100 x 6
H06 080 150	80 x 150 x 10
H06 100 220	100 x 220 x 10
H06 150 220	150 x 220 x 10
H06 150 300	150 x 300 x 10

Ceramic plates are available in different standard sizes.

It is the choice of the customer, if he would like to receive a plate lapped on both sides, which is prepared for the engraving on both sides, or if he prefers a plate lapped on one side (to be engraved on one side only).

Ceramic plates Lapped on both sides	
Article-number	Size in mm
U06 060 060	60 x 60 x 6
U06 060 100	60 x 100 x 6
U06 080 150	80 x 150 x 10
U06 100 220	100 x 220 x 10
U06 150 220	150 x 220 x 10
U06 150 300	150 x 300 x 10

If ceramic plates are used in the sealed inking system, ink pots with ceramic or steel ring blades can be applied.

We recommend the use of ceramic ring blades for printings with light-coloured ink tones. In general we recommend trials to get the best possible results.

Important notes

concerning the **order of ceramic plates** and their **possibilities of use**:

- Ceramic plates can be used at all machines on which the plate is fixed on the cliché base plate by lateral clamping (as shown on the picture).
The ceramic plate does not have a thread on the front side for fastening.


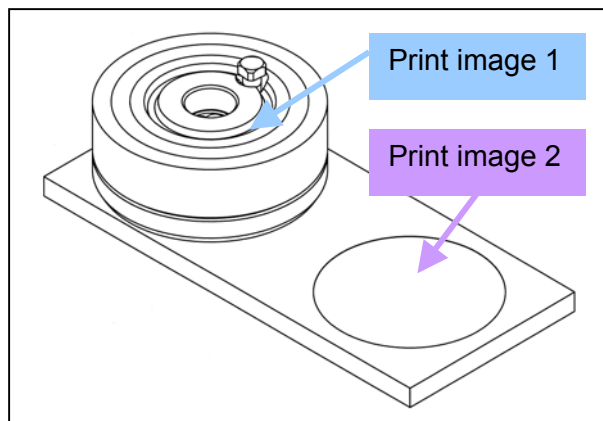


- At this moment, it is not possible to screen ceramic plates. The engraving of ceramic plates is possible only **unscreened**.

Appropriate print image therefore are especially letterings and logos with surface areas which are not too big sized.

- We ask you to indicate the requested engraving depth in 0.001 mm with your order. In case of unsureness we will consult you.
- We need a data **file** with the print image to engrave the plate. Please do not send us films, we could not use them. The file should be sent us in the data formats eps and pdf. If the print image is already completely finished and positioned for the requested plate size, it is also possible to send us directly a dxf-file.

- Using the sealed inking system, it is often possible to engrave two print images per plate side. The engraving price is always valid for the engraving of one plate side, even if there are two print images on one side. As the lifetime of ceramic plates is very high and as they are subject to the lowest possible abrasion, the “double” use of a plate can represent an important cost reduction. If ceramic plates with two lapped sides are used, even four print images can be engraved on one plate (two on the front side, two on the back side).



Picture above:
Ceramic plate with two print images

Picture left side:
Ceramic plate, ready to print